


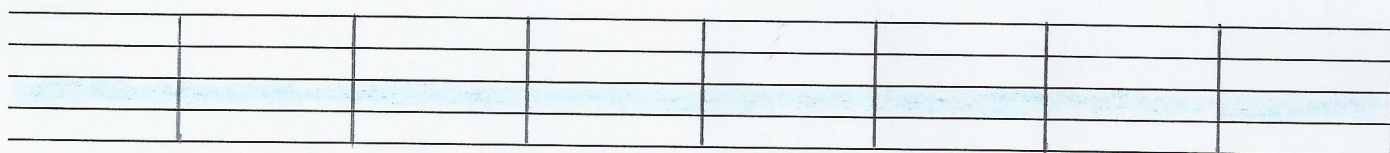
LEARNING TO WRITE THE NOTES OF THE SMALL OCTAVE

"TI" (B)


TRACE THE NOTE INSIDE EVERY SECTION




NOW WRITE IT YOURSELF




TRACE THE NOTE "TI" WITHOUT A SECTION TO GUIDE



NOW WRITE IT YOURSELF



TRACE THE NOTE DO (C), RE (D), MI (E), FA (F), SOL (G), LA (A), TI (B), AND MAKING SOME ROOM FOR EVERY FOLLOWING NOTE



WRITE THE NOTES YOURSELF

